







CHANGES: ABBREVIATION LLZ CHANGED TO LOC. INFORMATION ABOUT RA AT GP HEIGHT OVER THR WITHDRAWN.

**Legend**

-  Centerline profile
-  Contour
-  Pole, tower, chimney, antenna
-  Approach lights
-  Traffic
-  Deviation at least ± 3 meters from centerline profile

Contours and heights are related to threshold elevation.